



## Two Point Fixing



Blok Easy Glass

#### Topmontage

Spigot Fixing  
Spigot Fixing Glass Link

#### Zijmontage

##### Two Point Fixing

Blok Fixing  
Blok Fixing Full Glass



#### Handrailingsteunen


Glasbevestiging  
Glasbevestiging, paar  
Wandbevestiging

Buis / Omnibend

Bochtstukken  
Eindstukken  
Eindstukken wandbevestiging


Losse producten



MIDDEN			Geslepen
TWO POINT FIXING (ZIJMONTAGE MET 2 ADAPTERS)			
316	T	H	
14.9051.092.12	10-12	1200 (900)	1
14.9051.096.12	12,76-16	1200 (900)	1
14.9051.099.12	16,76-20	1200 (900)	1
14.9051.095.12	21,52-25,52	1200 (900)	1

14.9051.112.12	10-12	1400 (1100)	1
14.9051.116.12	12,76-16	1400 (1100)	1
14.9051.119.12	16,76-20	1400 (1100)	1
14.9051.115.12	21,52-25,52	1400 (1100)	1

 QS-549  352

EIND			
316	T	H	
14.9052.092.12	10-12	1200 (900)	1
14.9052.096.12	12,76-16	1200 (900)	1
14.9052.099.12	16,76-20	1200 (900)	1
14.9052.095.12	21,52-25,52	1200 (900)	1
14.9052.112.12	10-12	1400 (1100)	1
14.9052.116.12	12,76-16	1400 (1100)	1
14.9052.119.12	16,76-20	1400 (1100)	1
14.9052.115.12	21,52-25,52	1400 (1100)	1

 QS-549  352

**NEW**





Blok Fixing



Blok Easy Glass

#### Topmontage

Spigot Fixing  
Spigot Fixing Glass Link

#### Zijmontage

Two Point Fixing

#### Blok Fixing

Blok Fixing Full Glass

#### Handrailingsteunen

Glasbevestiging  
Glasbevestiging, paar  
Wandbevestiging


Buis / Omnibend

Bochtstukken

Eindstukken

Eindstukken wandbevestiging

Losse producten



MIDDEN			Geslepen
BLOK FIXING (GLASADAPTERBEVESTIGING)			
316	T	H	
14.9061.092.12	10-12	1200 (900)	1
14.9061.096.12	12,76-16	1200 (900)	1
14.9061.099.12	16,76-20	1200 (900)	1
14.9061.095.12	21,52-25,52	1200 (900)	1

14.9061.112.12	10-12	1400 (1100)	1
14.9061.116.12	12,76-16	1400 (1100)	1
14.9061.119.12	16,76-20	1400 (1100)	1
14.9061.115.12	21,52-25,52	1400 (1100)	1

QS-548 354

EIND			
316	T	H	
14.9062.092.12	10-12	1200 (900)	1
14.9062.096.12	12,76-16	1200 (900)	1
14.9062.099.12	16,76-20	1200 (900)	1
14.9062.095.12	21,52-25,52	1200 (900)	1
14.9062.112.12	10-12	1400 (1100)	1
14.9062.116.12	12,76-16	1400 (1100)	1
14.9062.119.12	16,76-20	1400 (1100)	1
14.9062.115.12	21,52-25,52	1400 (1100)	1

QS-548 354

**NEW**





Økonomi
Personale
←
Marketing
Supply & Support
→



# Blok Fixing Full Glass



Blok Easy Glass

**Topmontage**

Spigot Fixing  
Spigot Fixing Glass Link

**Zijmontage**

Two Point Fixing  
Blok Fixing  
Blok Fixing Full Glass


**Handrailingsteunen**

Glasbevestiging  
Glasbevestiging, paar  
Wandbevestiging

**Buis / Omnibend**

Bochtstukken  
Eindstukken  
Eindstukken wandbevestiging

**Losse producten**



MIDDEN			Geslepen
<b>BLOK FIXING FULL GLASS (VOOR DOORLOPEND GLAS)</b>			
316	T	H	
14.9032.090.12	12-25,52	1200 (900)	1
14.9032.110.12	12-25,52	1400 (1100)	1
QS-548  354			
EIND			
316	T	H	
14.9033.090.12	12-25,52	1200 (900)	1
14.9033.110.12	12-25,52	1400 (1100)	1
QS-548  354			

**NEW**

